








Progress on Delivering Phase One

| | Phase 1 Projects | What's been delivered so far |
|---|---|--|
|  BUS | <ul style="list-style-type: none"> • 10% INCREASE in bus service by 2019 • More frequent service on 50 DIFFERENT BUS ROUTES, starting April 2017 • 5 NEW B-LINE ROUTES: 41st Avenue, Fraser Highway, Hastings Street, Lougheed Highway, Marine Drive • 171 NEW BUSES, with delivery beginning in 2018 | <ul style="list-style-type: none"> • 4% INCREASE in bus service in 2017 • More frequent service or other improvements on over 23 DIFFERENT BUS ROUTES in 2017, including new bus routes in Silver Valley, Clayton Heights, Morgan Creek • NEW HASTINGS ST B-LINE IN SERVICE; new 41st Avenue, Fraser Highway, Lougheed Highway, Marine Drive B-Lines in development • DELIVERY OF NEW BUSES IN PROGRESS |
|  HANDYDART | <ul style="list-style-type: none"> • 15% INCREASE in HandyDART trips available by 2019 | <ul style="list-style-type: none"> • 8% INCREASE in HandyDART trips in 2017 (22,600 trips) |
|   RAIL | <ul style="list-style-type: none"> • MORE FREQUENT SERVICE on the EXPO AND MILLENNIUM LINES during the mid-day, early evening, and weekends, starting January 2017 • INCREASED CANADA LINE SERVICE during high-demand times, starting January 2017 • 56 NEW SKYTRAIN CARS for the EXPO MILLENNIUM Line and 22 CANADA LINE CARS • 5 NEW PASSENGER CARS for the WEST COAST EXPRESS to expand capacity • 20% INCREASE in rail service, following the delivery of new rail cars, starting in late 2018 • PRE-CONSTRUCTION work on BROADWAY EXTENSION and SURREY LIGHT RAIL to keep projects on schedule | <ul style="list-style-type: none"> • Delivered in January 2017, resulting in 2.5 PER CENT INCREASE in weekday passenger capacity • Delivered in January 2017, resulting in 11 PER CENT INCREASE in passenger capacity during peak periods • Scope increased to 56 new Expo/Millennium cars and 24 Canada Line cars. PROCUREMENT IN PROCESS. 28 Expo/Millennium Line cars expected by early 2019; the other 28 by end of 2019; 24 Canada Line cars expected by end of 2020 • Scope changed to 2 NEW LOCOMOTIVES and 6 REFURBISHED LOCOMOTIVES. Work in progress to procure • PRE-CONSTRUCTION work in progress |
|  SEABUS | <ul style="list-style-type: none"> • Service EVERY 15 MINUTES throughout the day, every day of the week • 1 NEW SEABUS, with service EVERY 10 MINUTES during RUSH HOUR after the new vessel is delivered | <ul style="list-style-type: none"> • DELIVERED in January 2017 • CONSTRUCTION of NEW SEABUS in progress. Delivery expected in early 2019 |
|  MAJOR ROAD NETWORK | <ul style="list-style-type: none"> • NEW FUNDING for expansion of the Major Road Network (the first significant expansion of the MRN since 1999) • \$52 MILLION of new funding over 3 years for MRN upgrades to improve safety, fix traffic bottlenecks • \$32.5 MILLION of new funding over 3 years for municipalities to make MRN overpasses, retaining walls, and bridges safer and more earthquake-proof | <ul style="list-style-type: none"> • MRN TO BE EXPANDED BY 237 LANE-KM by end of 2018 • \$7.6 MILLION AWARDED in 2017 for MRN upgrades to improve safety, and fix traffic bottlenecks (cycling projects included) • Established program for MRN overpasses, retaining walls, and bridges safer and more earthquake-proof; APPLICATIONS FROM MUNICIPALITIES UNDER REVIEW |
|  WALKING / CYCLING | <ul style="list-style-type: none"> • \$12.5 MILLION of new funding over 3 years for municipalities to improve pathways around transit, like sidewalks, crosswalks, and pedestrian traffic signals • \$29.8 MILLION of new funding over 3 years for municipalities to encourage and improve cycling through projects like building bike lanes and multi-use paths • \$11.5 MILLION of new funding over 3 years to improve regionally-owned cycling facilities around major transit stations and exchanges | <ul style="list-style-type: none"> • \$2.5 MILLION AWARDED IN 2017 for municipalities to improve pathways around transit, like sidewalks, crosswalks, and pedestrian traffic signals • \$6.9 MILLION AWARDED in 2017 municipalities to encourage and improve cycling through projects like building bike lanes and multi-use paths • IN PROCESS of prioritizing capital projects to improve regionally-owned cycling facilities |

Note: All percentage increases in service are calculated compared to budgeted service in 2016.